






"READING WITH YOUR PEN" PALETTE FOR ANNOTATING TEXTS

1.	Write a question or make a statement about something you read in the margin. For example, you might make a connection between the reading and your life. Draw a line to the relevant part of the text.
2.	Circle a word you don't know. Look up the word's definition using a dictionary or www.dictionary.com . Write the definition or synonym of the word in the margin.
3.	Underline something you disagree with and write a note in the margin to explain why . Be constructive.
4.	 Underline a sentence you found totally confusing. Draw a big question mark next to the sentence and in the margin, write about why you found it confusing .
5.	 Underline a sentence you found surprising. Draw a big exclamation mark next to the sentence that caught your attention in the margin, write about why you found it surprising .
6.	Draw a box around a sentence that you think is the main idea, thesis, or organizing concept of the text you're reading, write about how you identified this as the main idea .
7.	Write a specific comment about how you find an idea in the text interesting or useful. You may also reflect on what it made you think about.
8.	 Draw a star next to a word, concept, or idea from the text that you learned about in another class. Write what you remember, from the other class, about that word or concept in the margin.
9.	Is there a word in the text that is hard to pronounce? If so, ask how that word is pronounced and make note of the pronunciation next to the word using a phonetic (FO-NEH-TIC) spelling.
10.	 Draw an arrow to illustrate the link between two parts of the text. Ex: cause and effect. Write your explanation near the arrow or in the margin.
11.	 Draw an ax next to a part of the text that you think is unnecessary and should have been cut. Explain why you felt that part of the text wasn't necessary for the reader.
12.	In the margin, draw a simple picture or cartoon to help you understand something in the text. Draw a narrow connecting your picture and the text. 